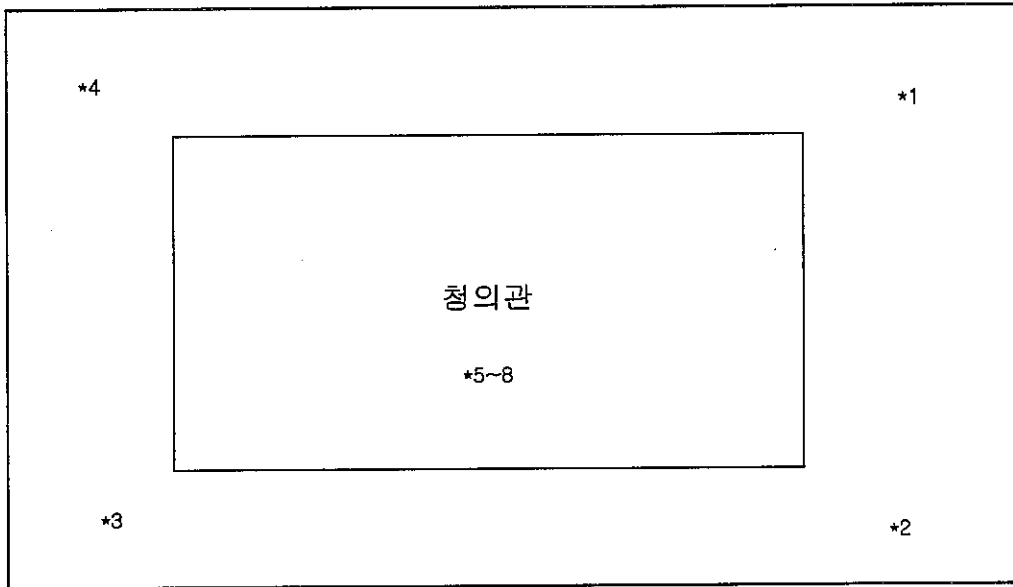




상무대 청의관











범례	*NO		
	시료채취	대상건축물	부지경계선

[별첨2] 측정 결과

측정위치	측정시간(분)	유량(l/min)	측정농도 [기준: 0.01개/ cm^3]	초과여부
*1 부지경계선1	13:00 ~ 17:00	10.0	불검출[검출한계 0.002미만]	미 만
*2 부지경계선2	13:02 ~ 17:02	10.0	불검출[검출한계 0.002미만]	미 만
*3 부지경계선3	13:04 ~ 17:04	10.0	불검출[검출한계 0.002미만]	미 만
*4 부지경계선4	13:06 ~ 17:06	10.0	불검출[검출한계 0.002미만]	미 만
*5 위생설비입구	15:30 ~ 16:10	10.0	불검출[검출한계 0.002미만]	미 만
*6 작업장주변	14:50 ~ 16:50	10.0	불검출[검출한계 0.002미만]	미 만
*7 음압기배출구	15:45 ~ 16:25	10.0	불검출[검출한계 0.002미만]	미 만
*8 폐기물반출구	16:30 ~ 17:10	10.0	불검출[검출한계 0.002미만]	미 만

[별첨3] 측정 사진

측정 사진			
			
*1. 부지경계선1	*2. 부지경계선2	*3. 부지경계선3	*4. 부지경계선4
			
*5. 위생설비입구	*6작업장주변	*7. 음압기배출구	*8. 폐기물반출구-